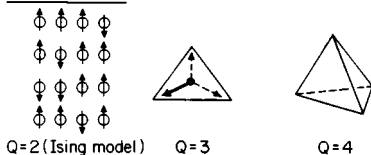
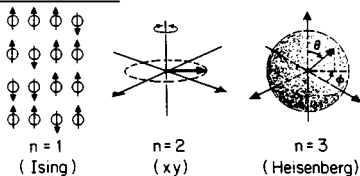


(a) Potts Model:



(b) n -Vector model:



(c)

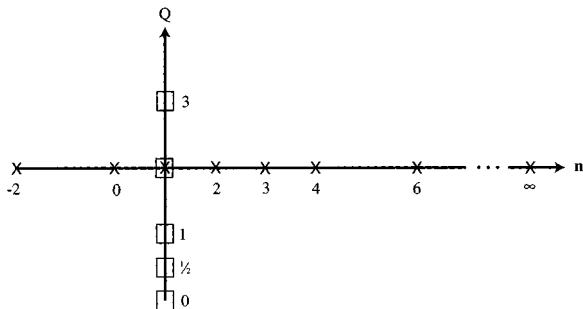


FIG. 2. Schematic illustrations of the possible orientations of the spins in (a) the s -state Potts model, and (b) the n -vector model. Note that the two models coincide when $Q=2$ and $n=1$. (c) North-south and east-west “Metro lines.”